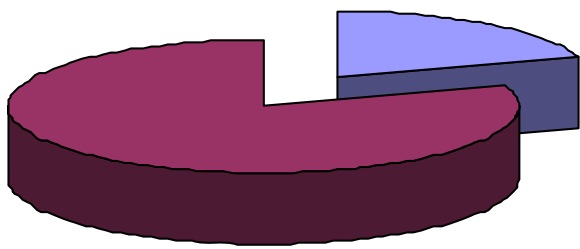


# Pilots Survey Highlights

## Survey Response Rates:

- 50.8%** Flathead County: 90 of 177
- 35.1%** Lake County: 26 of 74
- 29.6%** Lincoln County: 8 of 27
- 20.0%** Missoula County: 27 of 135
- 25.0%** Sanders County: 4 of 16
- 36.1%** All Surveyed: 155 of 429

36.1%




## Do you base your aircraft at Kalispell City Airport?

- 20% of 163 Respondents (5 Counties)
- 34% of 89 Respondents (Flathead County)

## What types of aircraft do you fly into Kalispell City Airport?

- 95% of Aircraft are Single Engine
- No Jet Aircraft



## What types of aircraft are based at Kalispell City Airport?

- 84% are Single Engine
- No Turbine or Jet Aircraft

## Top 5 Factors Affecting the Usage of Kalispell City Airport?






- 1 Easy to Fly To/From
- 2 Proximity to Business
- 3 FBO Service
- 4 Friendliness of the Airport
- 5 Fuel Prices



Kalispell City Airport  
Master Plan Update - Open House  
January 18, 2011



# Pilots Survey Highlights

## Top 5 Most Needed Improvements

-  Remove Radio Towers
-  Automated Weather Observation System (AWOS)
-  Resurfacing Runway 13/31
-  Expand Apron Areas
-  Develop Areas for New Hangar Construction



## Revenue Spend In Community/Airport

-  Visitors Spend between \$1,000 - \$4,000 Each Annually on Community Services
  - ✓ Respondents Spent \$100,000 - \$500,000
-  Airport Users Spend Between \$1,000 - \$4,000 Each Annually on Airport Services
  - ✓ Respondents Spent \$200,000 - \$800,000

## Purpose of Flights To/From Kalispell City Airport

